

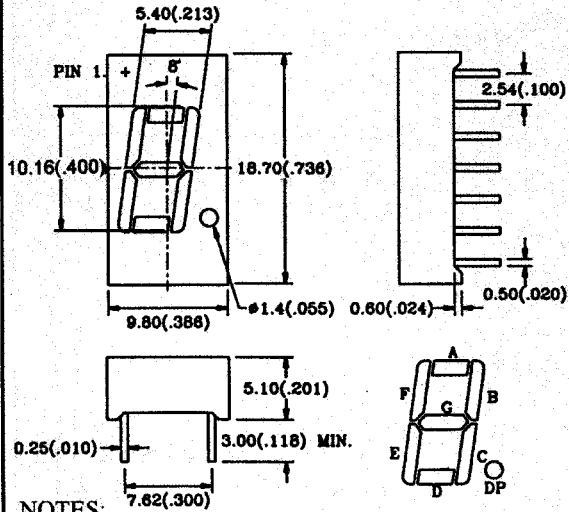
C/A-401X series ...

10.16mm(0.4inch) SINGLE DIGIT DISPLAY

MAIN FEATURES :

- ⊙ 10.16mm(0.4inch) HIGH CHARACTER
- ⊙ EXCELLENT CHARACTER APPEARANCE
- ⊙ COMMON CATHODE AND COMMON ANODE
- ⊙ I.C. COMPATIBLE
- ⊙ LOW POWER CONSUMPTION

◆ PACKAGE DIMENSIONS

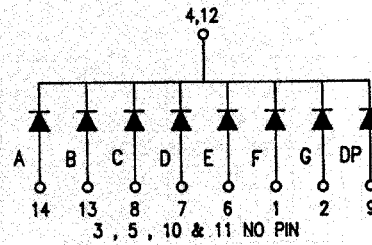


NOTES:

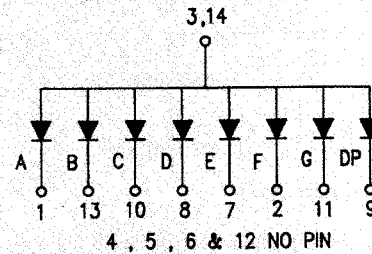
1. All Dimension are in millimeter(inches).
2. Tolerance is $\pm 0.25\text{mm}(0.010\text{'})$ unless otherwise specified.

◆ PIN CONNECTION AND INTERNAL CIRCUIT

C-401X



A-401X



◆ SELECTION GUIDE AND APPLICATION INFORMATION (RATINGS AT 25°C AMBIENT)

Part No.	Remark 1 Selection of Sur / Seg Color	Chip Raw Material	Emitted Color	C.C. or C.A.	Wave Length λ (nm)	Absolute Maximum Ratings					Electro-Optical Characteristics					Re- mark 2
						Pd mW	If mA	If (Peak)	Vf(V) Min.	Vf(V) Typ.	Vf(V) Max.	If (Rec)	Iv (μ cd) Min.	Iv (μ cd) Typ.		
C-401R	GW,BW,BR,RR	GaAsP	Red	Common Cathode	655	40	110	40	200	1.5	1.7	2.0	10~20	200	500	
C-401H	GW,BW,BR,RR	GaP	Bright Red		700	90	45	15	50	1.7	2.1	2.8	5~10	300	650	
C-401E	GW,BW,BR,RR	GaAsP/GaP	Hi. eff. Red		635	45	100	30	160	1.7	2.0	2.8	10~20	800	2000	
C-401G	GW,BW,GGn,BGn	GaP	Green		565	30	100	30	160	1.7	2.1	2.8	10~20	800	2000	
C-401Y	GW,BW,GY,BY	GaAsP/GaP	Yellow		585	30	100	30	160	1.7	2.1	2.8	10~20	700	1600	
C-401I	GW,BW,BR,RR	GaAlAs	Hi. eff. Red		625	20	60	20	160	1.6	1.8	2.1	10~20	1600	5000	
A-401R	GW,BW,BR,RR	GaAsP	Red	Common Anode	655	40	110	40	200	1.5	1.7	2.0	10~20	200	500	
A-401H	GW,BW,BR,RR	GaP	Bright Red		700	90	45	15	50	1.7	2.1	2.8	5~10	300	650	
A-401E	GW,BW,BR,RR	GaAsP/GaP	Hi. eff. Red		635	45	100	30	160	1.7	2.0	2.8	10~20	800	2000	
A-401G	GW,BW,GGn,BGn	GaP	Green		565	30	100	30	160	1.7	2.1	2.8	10~20	800	2000	
A-401Y	GW,BW,GY,BY	GaAsP/GaP	Yellow		585	30	100	30	160	1.7	2.1	2.8	10~20	700	1600	
A-401I	GW,BW,BR,RR	GaAlAs	Hi. eff. Red		625	20	60	20	160	1.6	1.8	2.1	10~20	1600	5000	

Remark 1 : Selection of Surface color & Segment color

GW : Grey surface & White segment
 BW : Black surface & White segment
 BR : Black surface & Red segment
 RR : Red surface & Red segment

GGn : Grey surface & Green segment
 BGn : Black surface & Green segment
 GY : Grey surface & Yellow segment
 BY : Black surface & Yellow segment

*****Please indicate Surface Color & Segment Color when place order or request samples.*****

For example : C-401G GW is 0.40inch Single digit display with Grey Surface & White Segment.

Normally, GW (Grey surface & White segment) is standard product.

◆ ABSOLUTE MAXIMUM RATING: (Ta=25°C)

Reverse Voltage	: 5 Volt
Reverse Current (Vr = 5V)	: 10 μ A
Operating Temperature Range	: -40°C to +85°C
Storage Temperature Range	: -40°C to +100°C
Lead Soldering Temperature (1.6mm(1/16inch) from body)	: 260°C for 5 Seconds

◆ ELECTRO-OPTICAL CHARACTERISTICS: (Ta=25°C)

Para meter Description	Symbol	Unit
Spectral Line half-Width	$\Delta \lambda$	nm
Power Dissipation	Pd	mW
Peak Forward Current (Duty 1/10,@KHz)	If(Peak)	mA
Recommended Operation Current	If(Rec)	mA
Average Luminous intensity (If = 10mA)	Iv	mcd